

UNIVERSITY OF TENNESSEE AT CHATTANOOGA

SPONSORED PROGRAM ACTIVITY

QUARTERLY REPORT



TABLE OF CONTENTS

INTRODUCTION.....	3
UTC SPONSORED PROGRAMS – QUARTERLY AWARD COMPARISON	4
UTC SPONSORED PROGRAMS – QUARTERLY PROPOSAL COMPARISON.....	5
UTC SPONSORED PROGRAMS –AWARDS FY18/FY19 COMPARISON	6
UTC SPONSORED PROGRAMS – PROPOSALS FY18/FY19 COMPARISON	7
COLLEGE OF ARTS & SCIENCES – AWARDS FY18/FY19 COMPARISON	8
COLLEGE OF ARTS & SCIENCES – PROPOSALS FY18/FY19 COMPARISON.....	9
GARY W. ROLLINS COLLEGE OF BUSINESS – AWARDS & PROPOSALS FY19	10
COLLEGE OF ENGINEERING & COMPUTER SCIENCE – AWARDS FY18/FY19 COMPARISON	11
COLLEGE OF ENGINEERING & COMPUTER SCIENCE – PROPOSALS FY18/FY19 COMPARISON	12
COLLEGE OF HEALTH, EDUCATION, & PROFESSIONAL STUDIES – AWARDS FY18/FY19 COMPARISON.....	13
COLLEGE OF HEALTH, EDUCATION, & PROFESSIONAL STUDIES – PROPOSALS FY18/FY19 COMPARISON	14
ACADEMIC ADMINISTRATION – AWARDS FY18/FY19 COMPARISON	15
ACADEMIC ADMINISTRATION – PROPOSALS FY18/FY19 COMPARISON	16
LISTING OF AWARDS & PROPOSALS BY INVESTIGATOR*	17
OFFICE OF RESEARCH AND SPONSORED PROGRAMS.....	24

INTRODUCTION

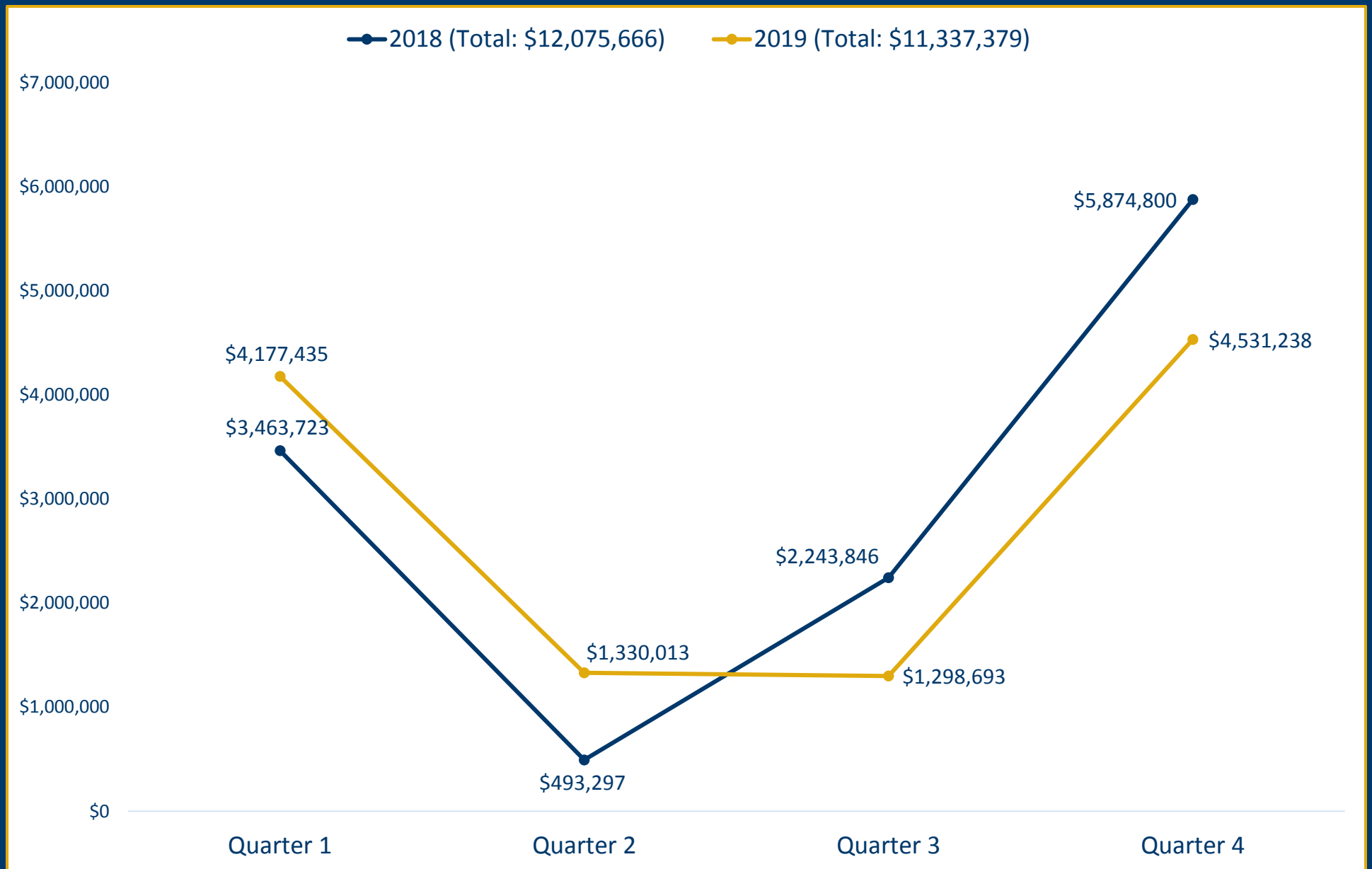
FOURTH QUARTER: JULY 1, 2018 – JUNE 30, 2019

The information contained in this report is drawn from the Cayuse database and provides comparisons of the amounts of external funding for the fourth quarter of FY 18 and FY 19. This report includes all proposals and awards that were reported and approved by June 30, 2019.

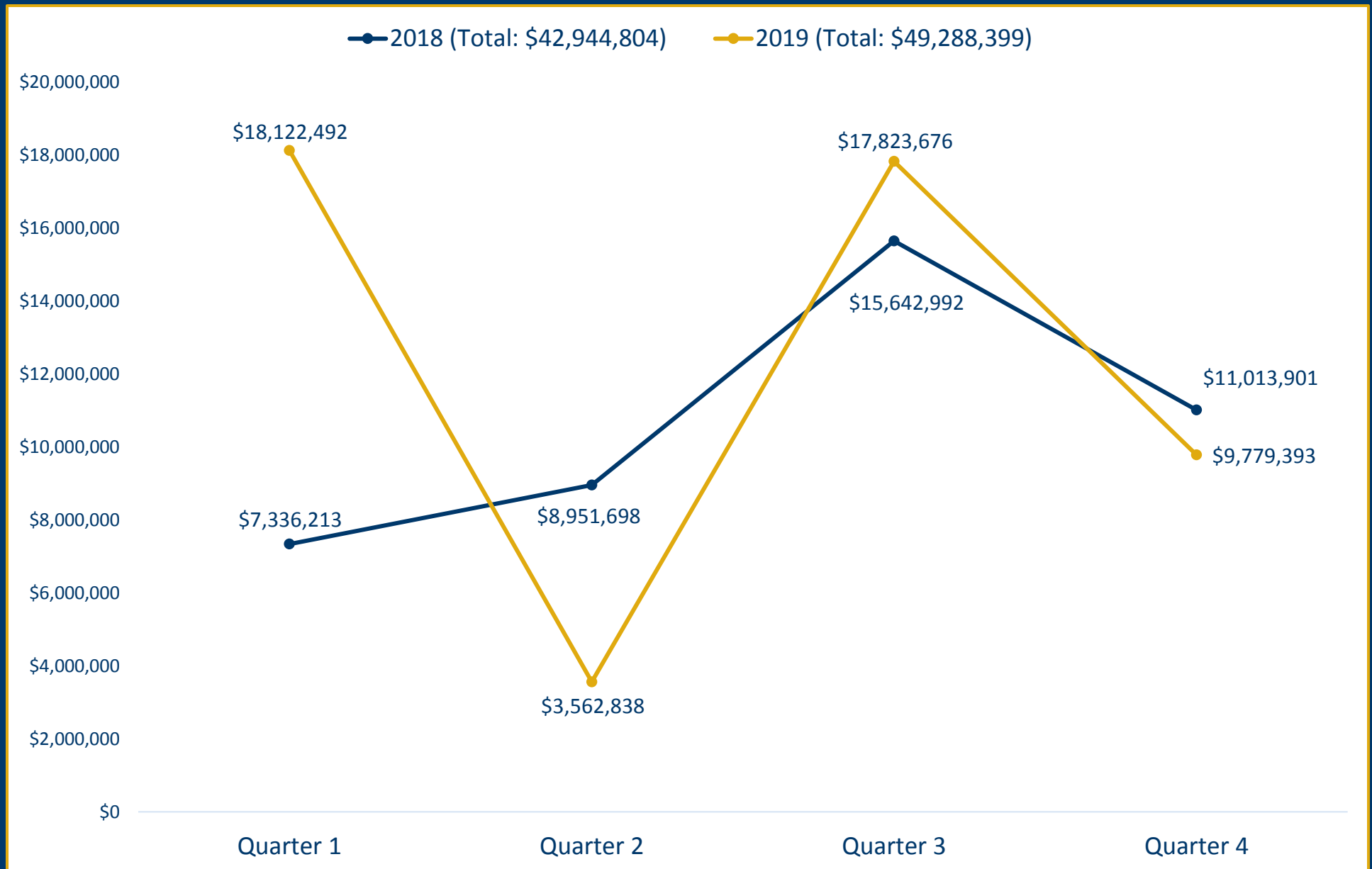
Proposals submitted for internal routing but not yet approved and awards not fully processed as of June 30th will be included in future quarterly reports. If any of the information in this report does not correspond to your records or you have general questions or inquiries, please notify orsp@utc.edu.



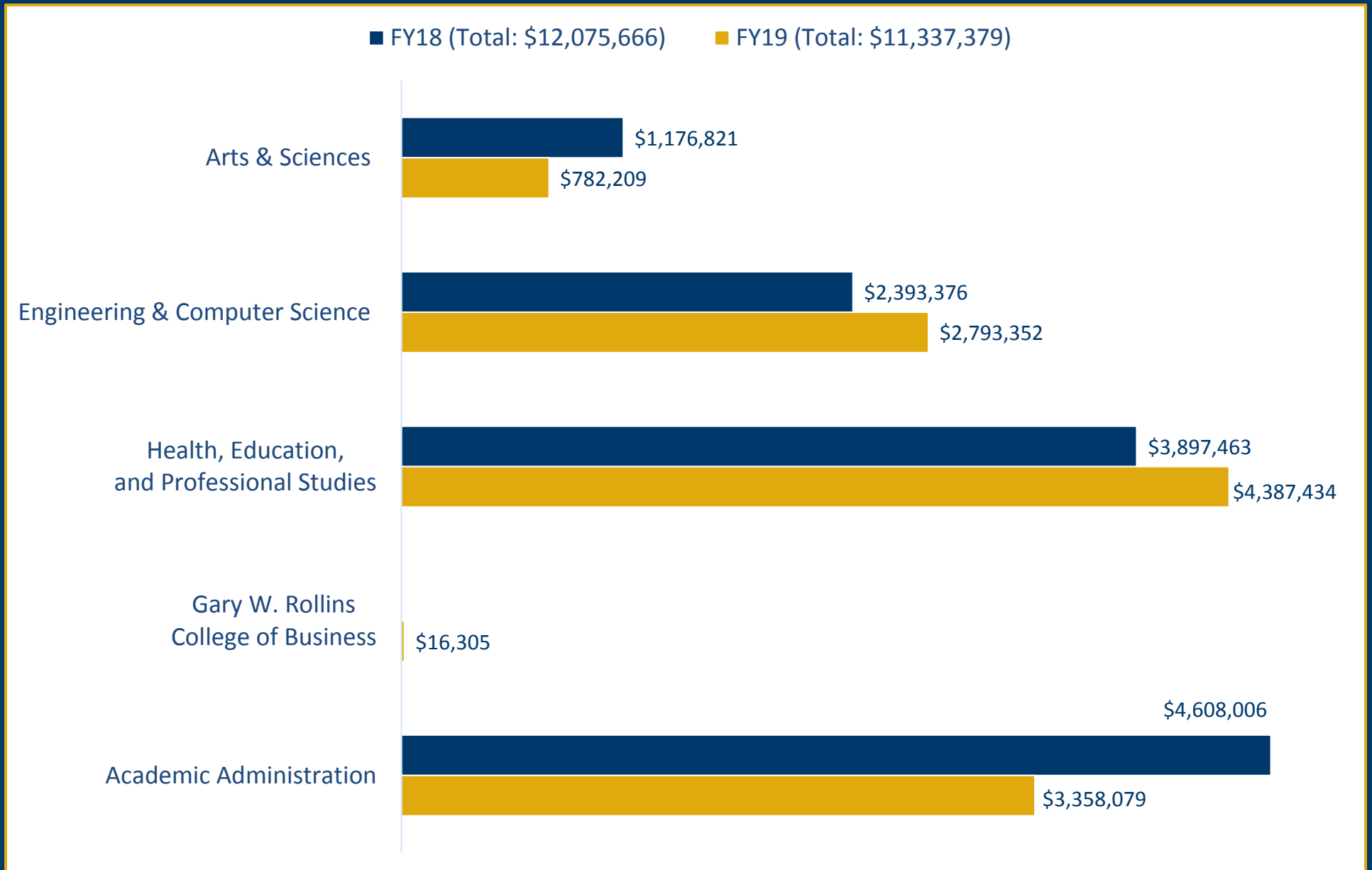
UTC SPONSORED PROGRAMS – QUARTERLY AWARD COMPARISON



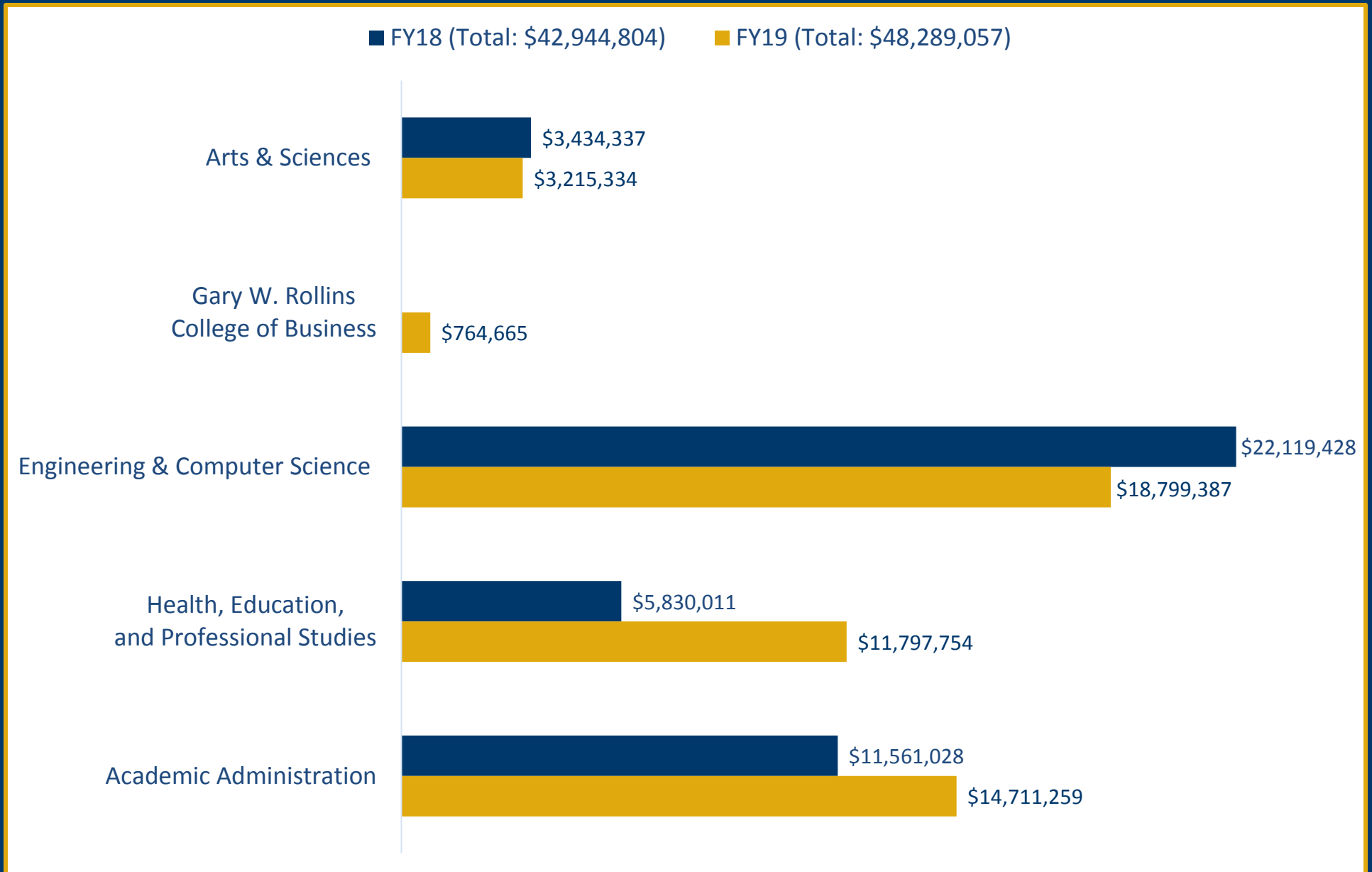
UTC SPONSORED PROGRAMS – QUARTERLY PROPOSAL COMPARISON



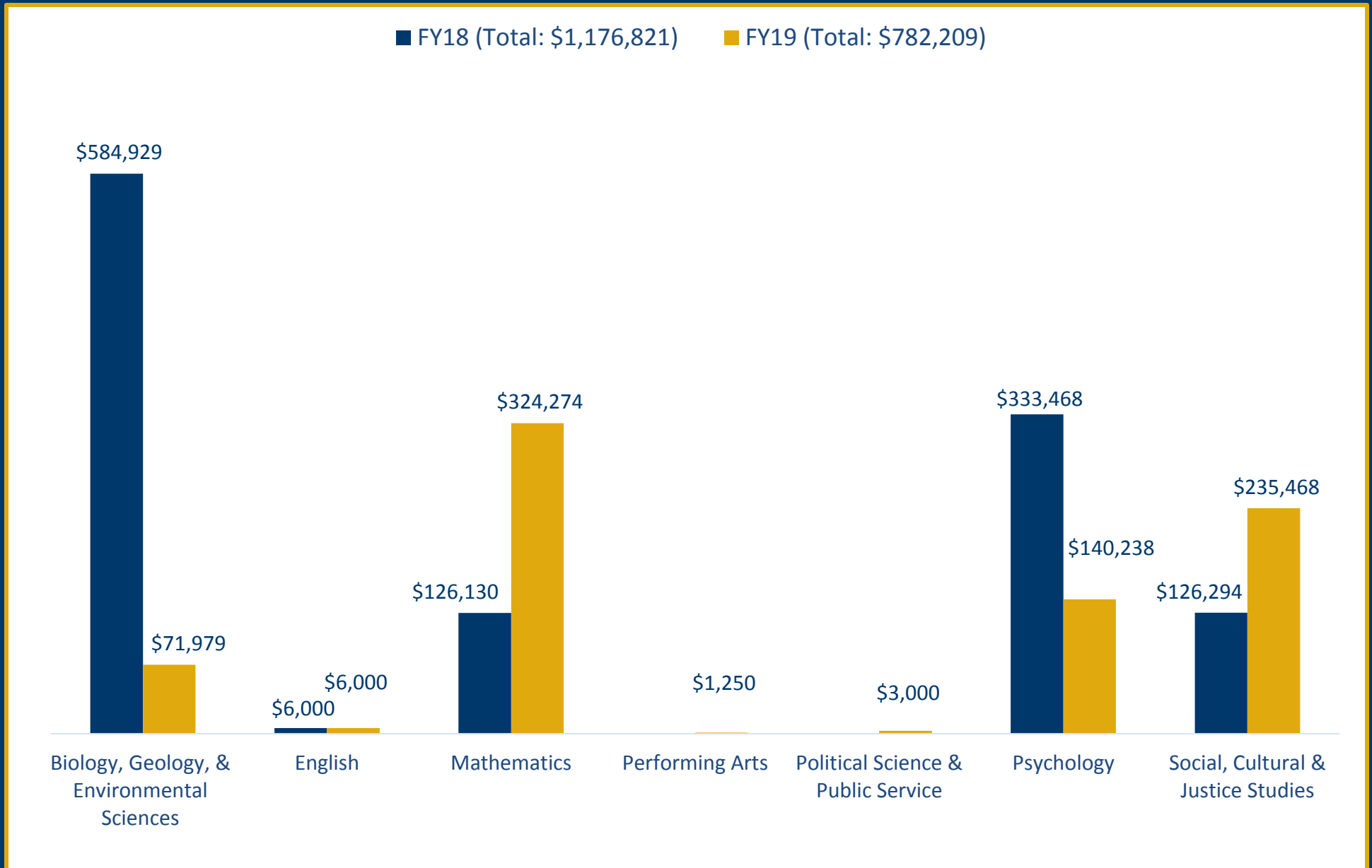
UTC SPONSORED PROGRAMS –AWARDS FY18/FY19 COMPARISON



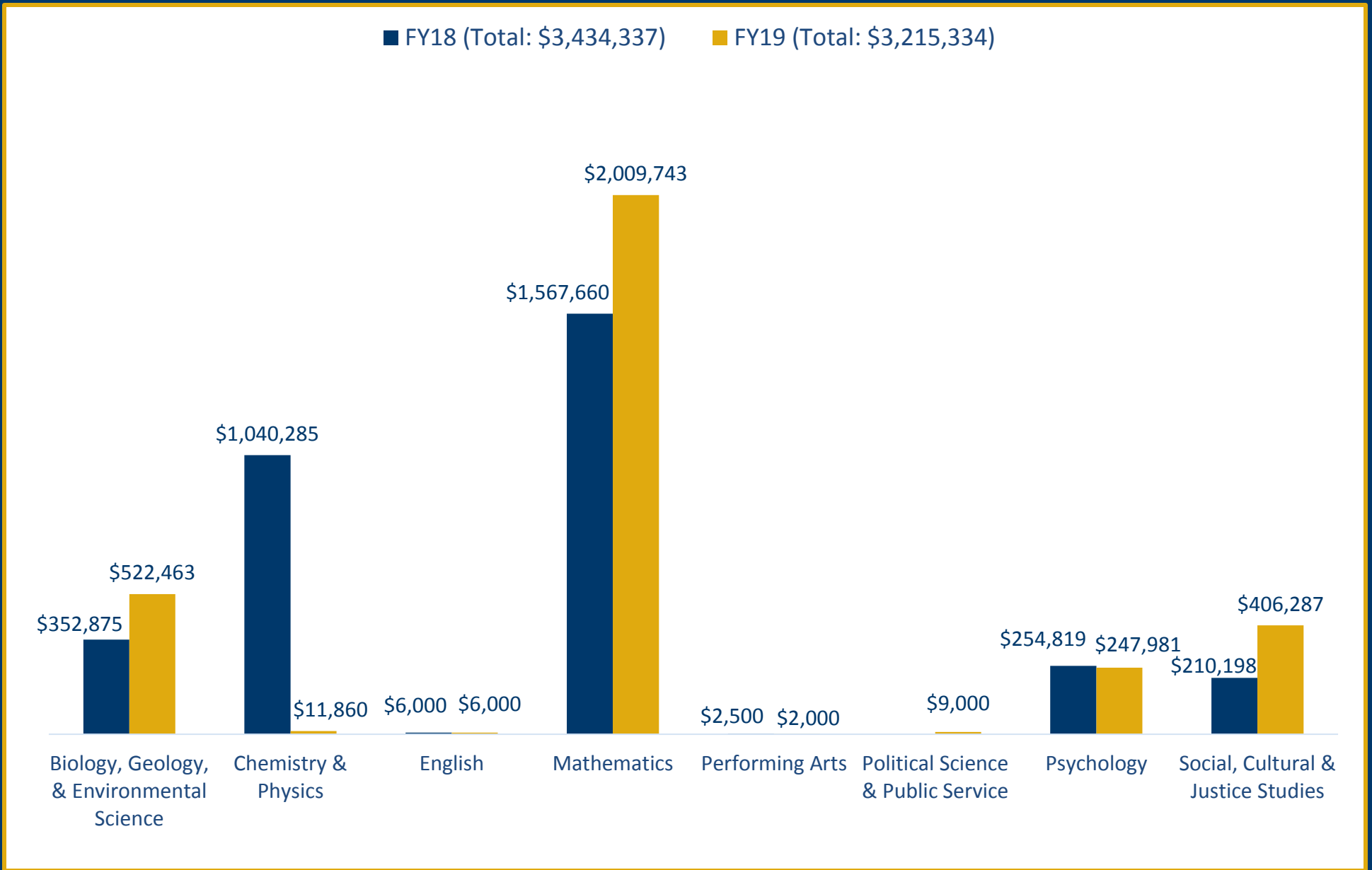
UTC SPONSORED PROGRAMS – PROPOSALS FY18/FY19 COMPARISON



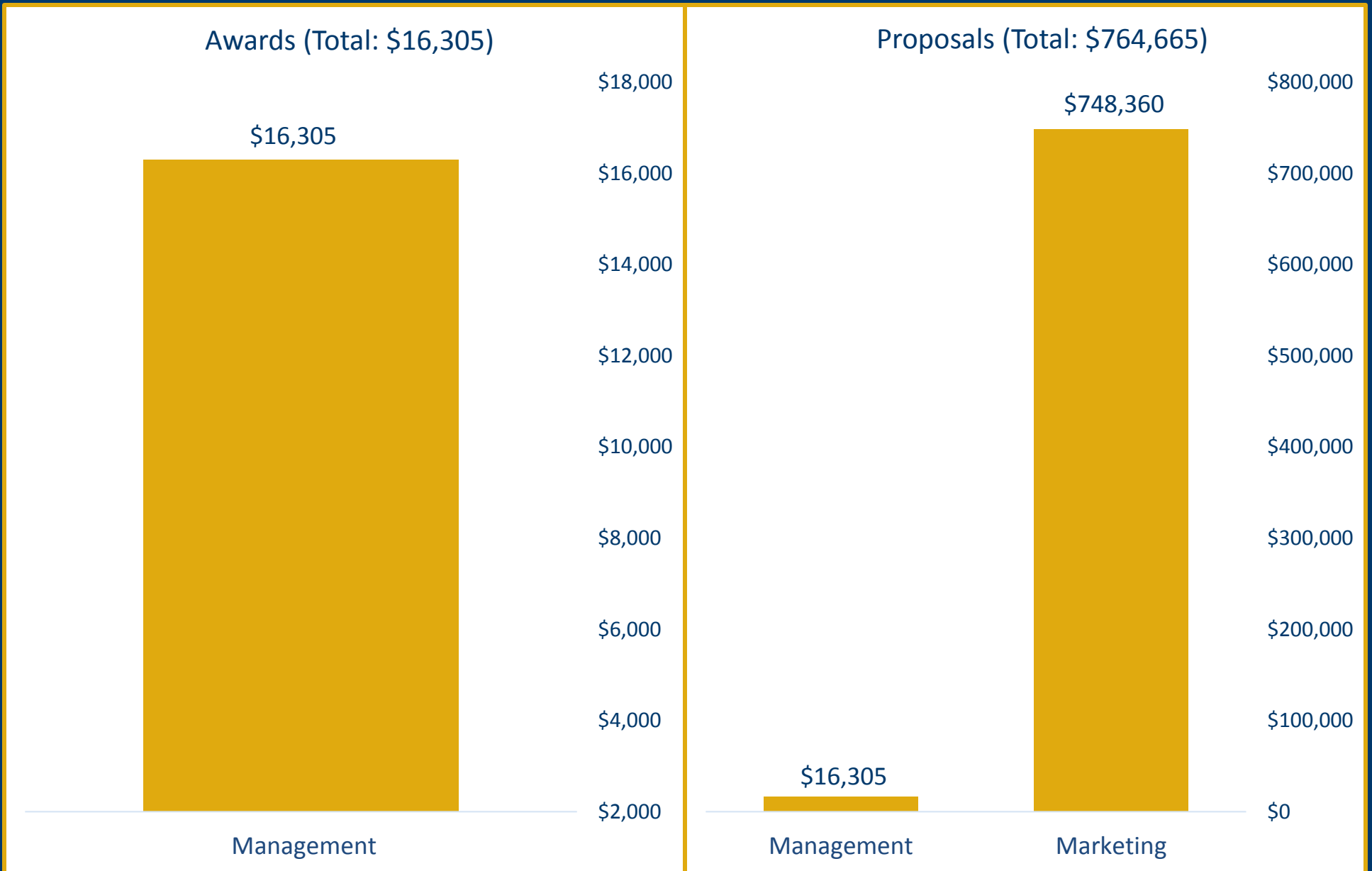
COLLEGE OF ARTS & SCIENCES – AWARDS FY18/FY19 COMPARISON



COLLEGE OF ARTS & SCIENCES – PROPOSALS FY18/FY19 COMPARISON

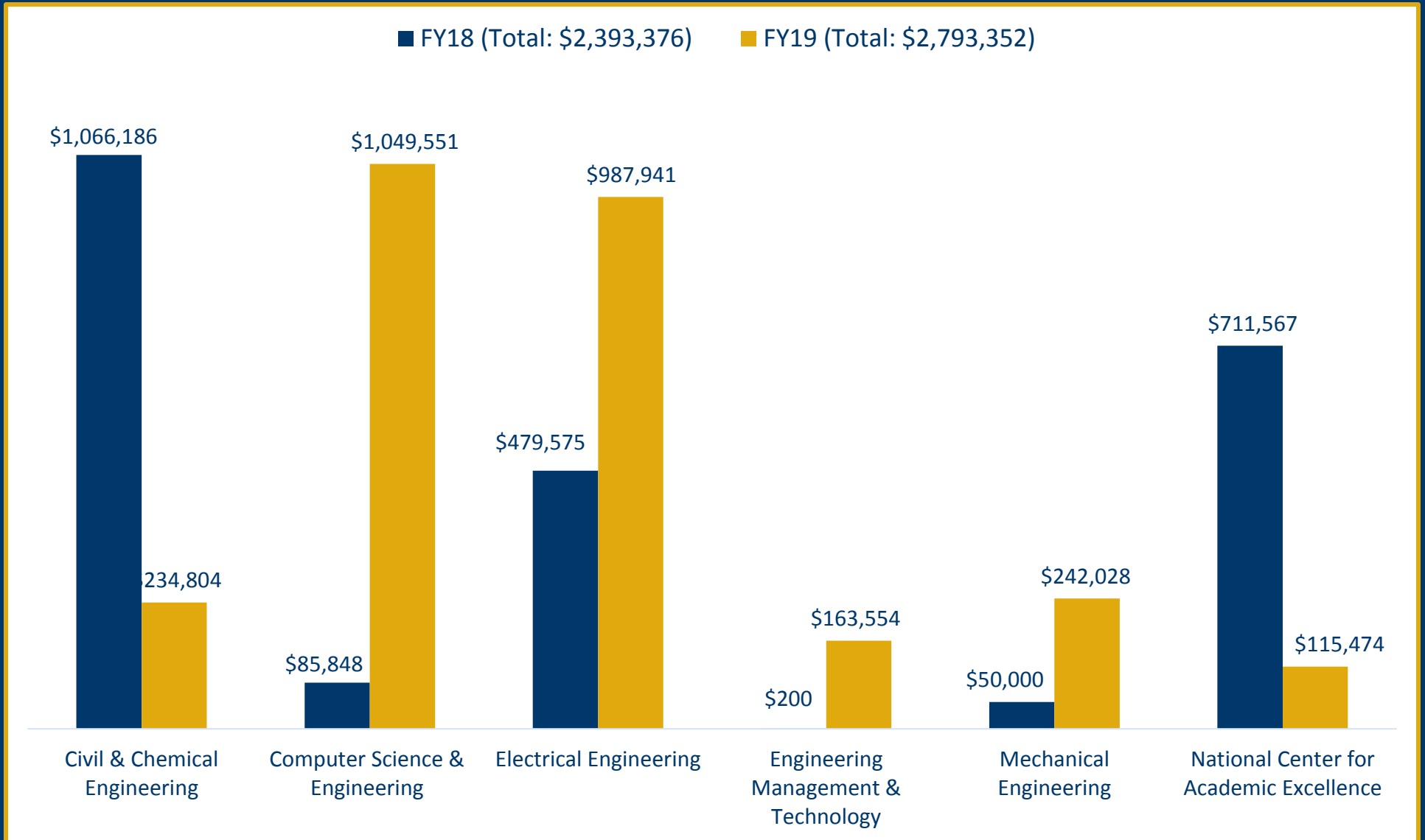


GARY W. ROLLINS COLLEGE OF BUSINESS – AWARDS & PROPOSALS FY19



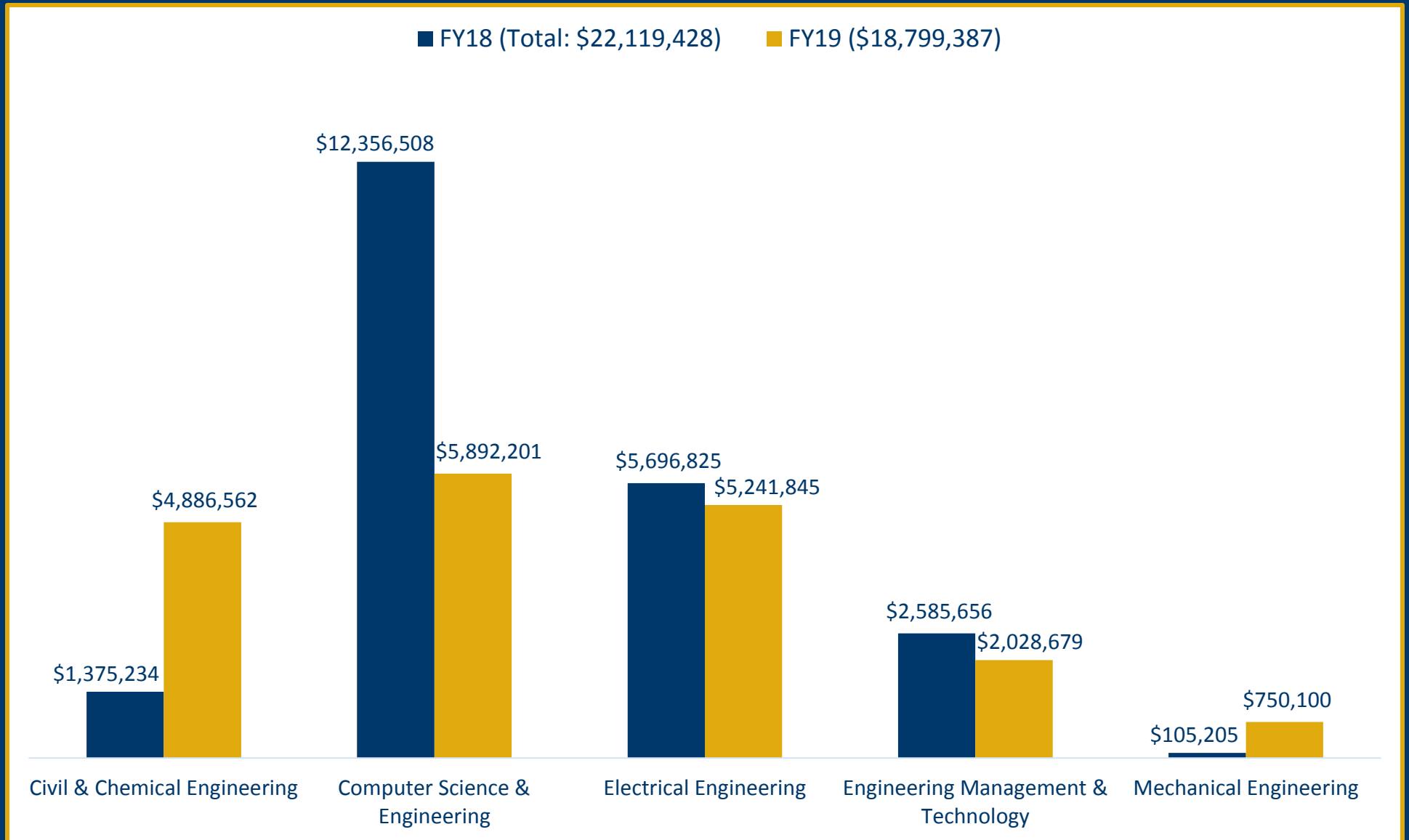
COLLEGE OF ENGINEERING & COMPUTER SCIENCE – AWARDS

FY18/FY19 COMPARISON

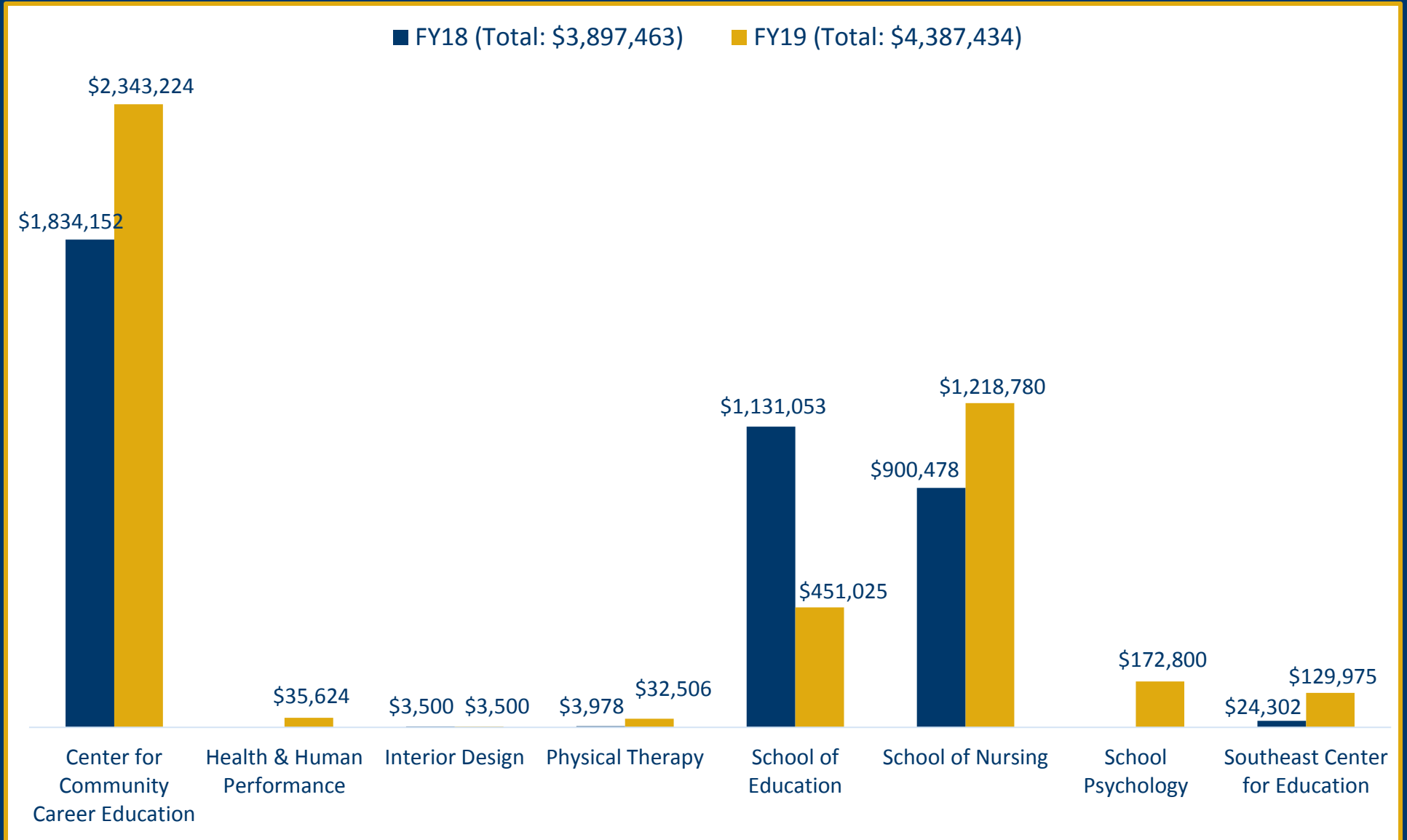


COLLEGE OF ENGINEERING & COMPUTER SCIENCE – PROPOSALS

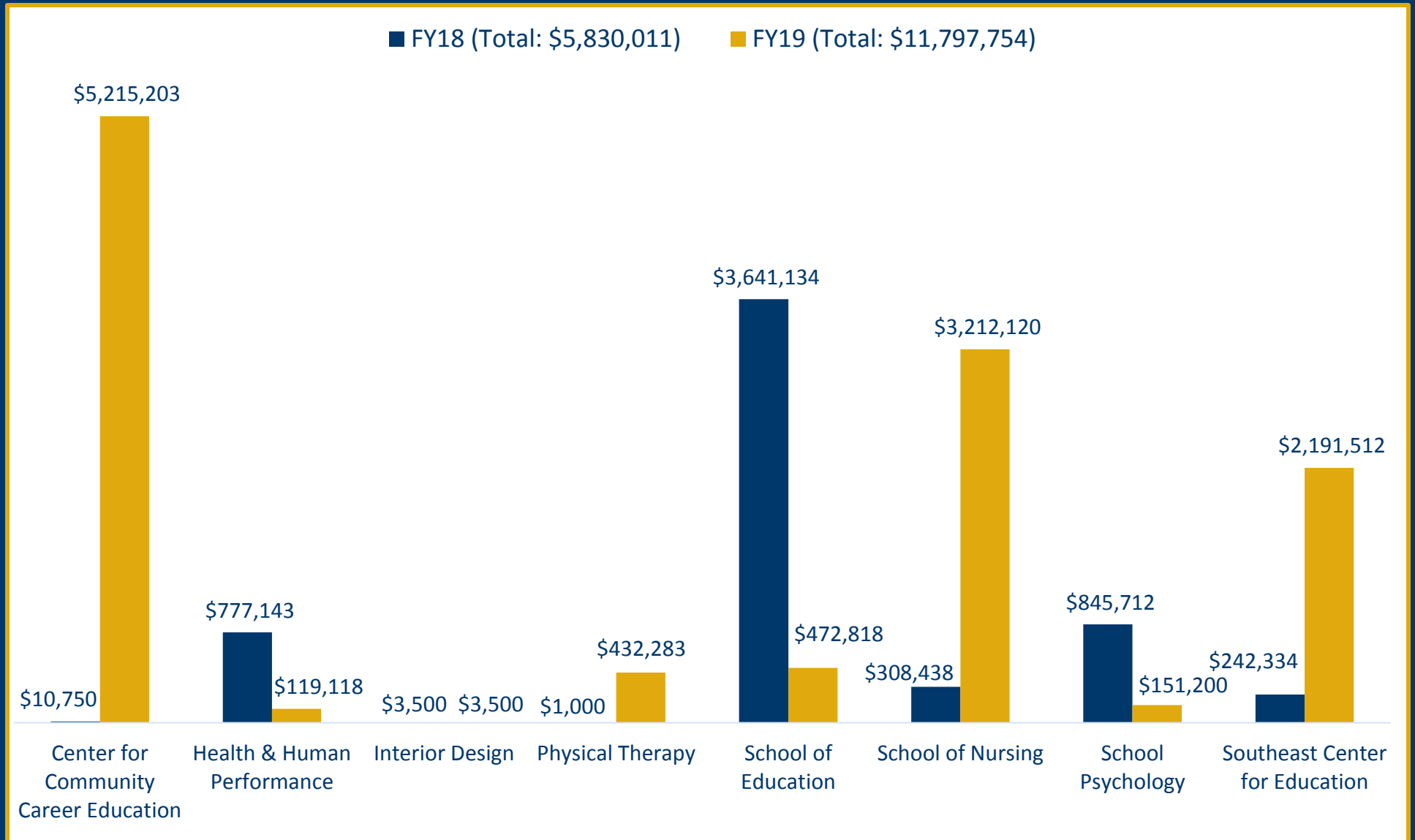
FY18/FY19 COMPARISON



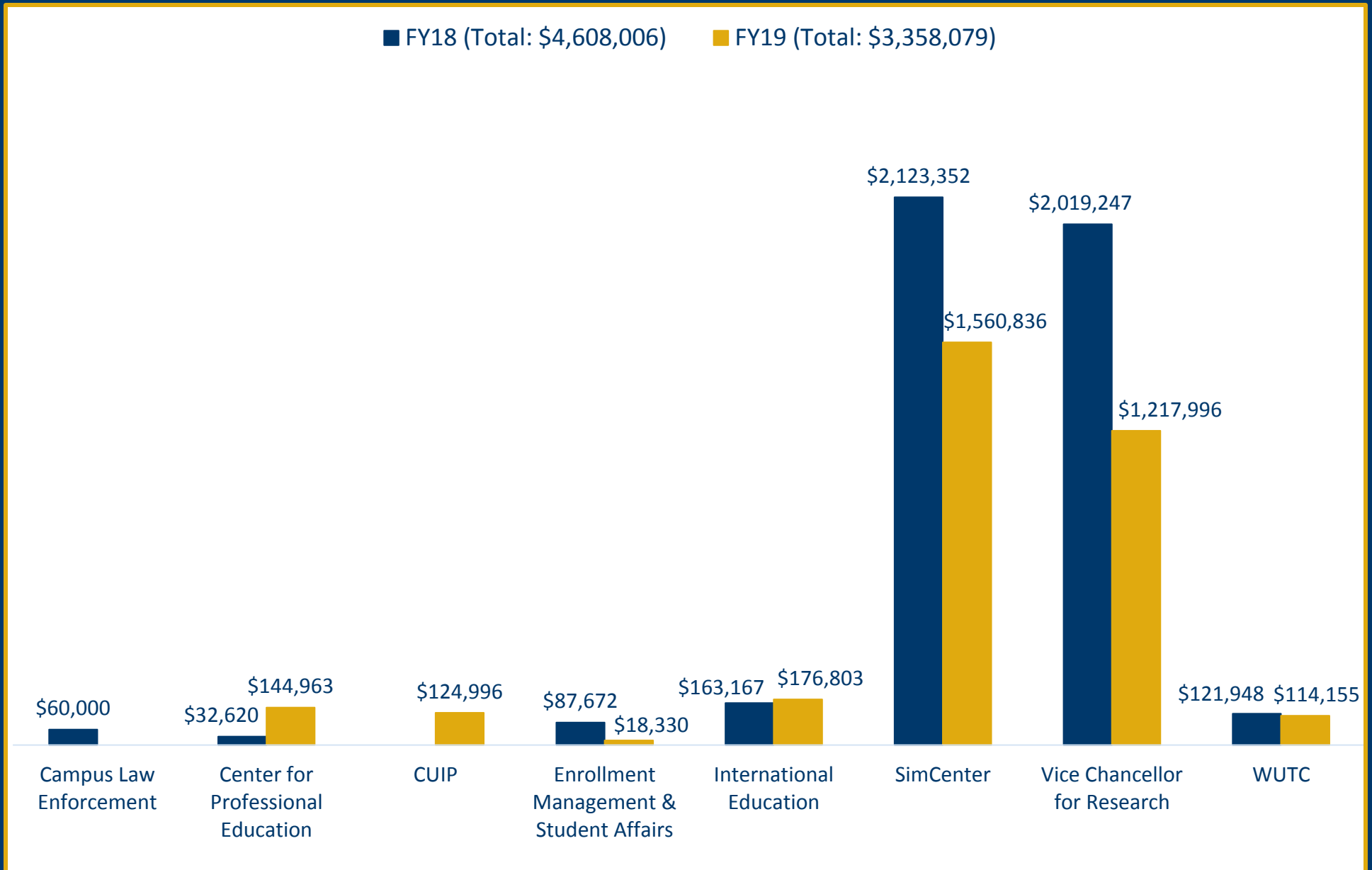
COLLEGE OF HEALTH, EDUCATION, & PROFESSIONAL STUDIES – AWARDS FY18/FY19 COMPARISON



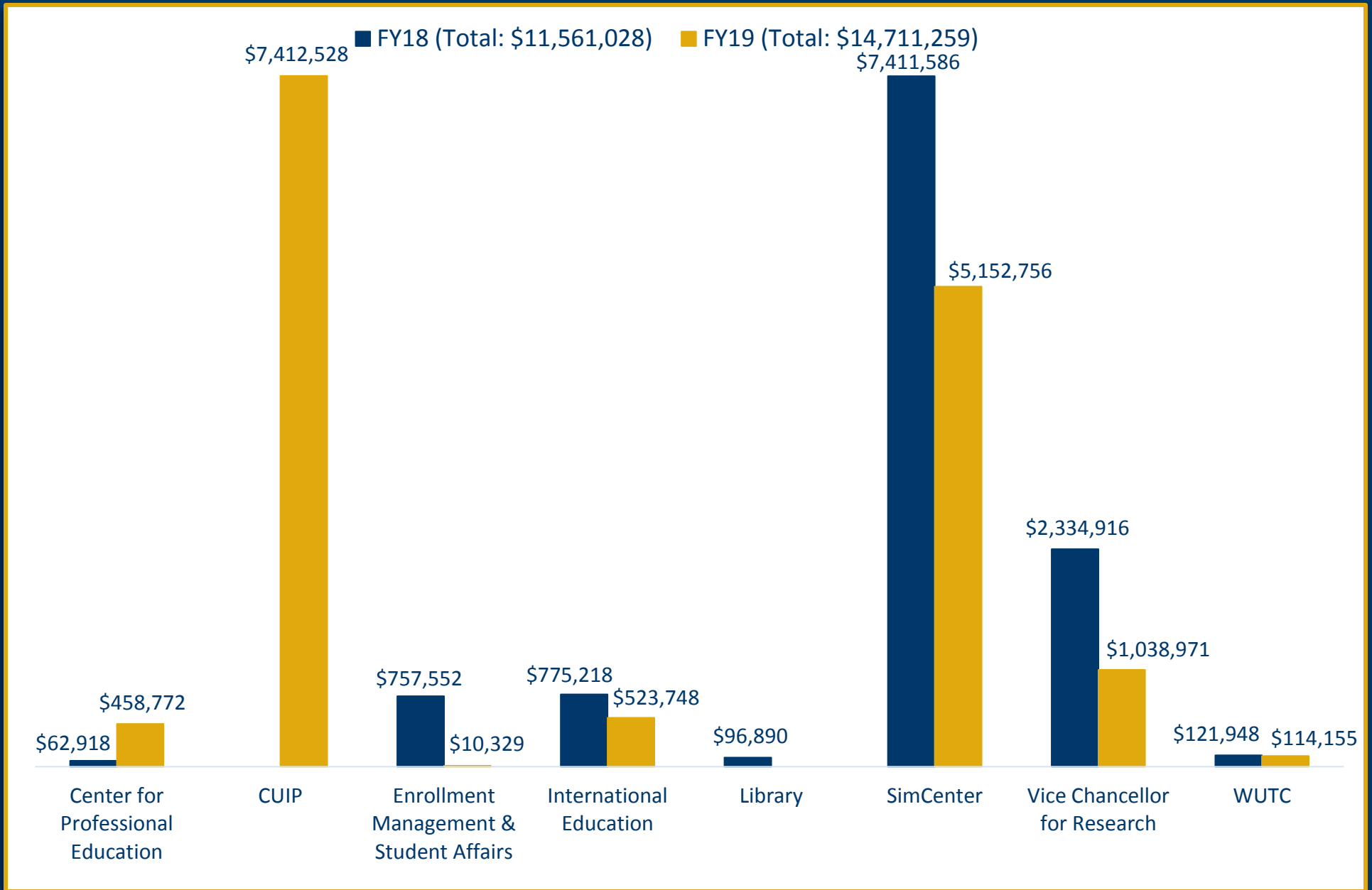
COLLEGE OF HEALTH, EDUCATION, & PROFESSIONAL STUDIES – PROPOSALS FY18/FY19 COMPARISON



ACADEMIC ADMINISTRATION – AWARDS FY18/FY19 COMPARISON



ACADEMIC ADMINISTRATION – PROPOSALS FY18/FY19 COMPARISON



LISTING OF AWARDS & PROPOSALS BY INVESTIGATOR*

INVESTIGATOR	TOTAL AWARD AMOUNT	TOTAL AWARD COUNT	AWARD COLLABORATIONS	TOTAL PROPOSAL AMOUNT	TOTAL PROPOSAL COUNT	PROPOSAL COLLABORATIONS
<i>Abrha, Wolday</i>			1	\$84,298	1	1
<i>Adsit, Karen</i>			1			1
<i>Ahmed, Raga</i>	\$595,935	1	1	\$595,936	1	
<i>Albu, Titus</i>						1
<i>Allen, Tatiana</i>					1	
<i>Ainsworth, Avery</i>			1			
<i>Arabshahi, Abdollah</i>	\$41,615	1	1			4
<i>Ashmore, Pamela</i>	\$13,028	1		\$13,028	1	
<i>Auchter, Jessica</i>	\$2,000	1		\$2,000	1	
<i>Baggett, Robert</i>	\$7,272	1		\$7,272	2	2
<i>Barbosa, Jose</i>					1	1
<i>Bathi, Jejal Reddy</i>	\$19,998	1		\$245,838	3	1
<i>Baptiste, Moise</i>			1			
<i>Baxley, Joel</i>			3			4
<i>Beasley, Deanna</i>			2			1
<i>Black, Kristen</i>	\$53,858	2		\$53,858	4	
<i>Boyd, Jennifer</i>	\$7,666	1	1	\$7,666	1	1
<i>Boykin, Twyler</i>	\$315,155	2				
<i>Bridges, Keith</i>	\$289,514	1				
<i>Brockman, Beverly</i>				\$748,360	1	1
<i>Brown, Leanora</i>						1
<i>Brownlee, Belinda</i>	\$401,219	2				
<i>Bulmer, Bryan</i>	\$1,000	2		\$1,000	2	
<i>Bumphus, Victor</i>	\$33,000	1		\$33,000	1	
<i>Byard, Benjamin</i>						1
<i>Carroll, Andrew</i>			2			
<i>Carver, Ethan</i>						1
<i>Clark, Amanda</i>						4

INVESTIGATOR	TOTAL AWARD AMOUNT	TOTAL AWARD COUNT	AWARD COLLABORATIONS	TOTAL PROPOSAL AMOUNT	TOTAL PROPOSAL COUNT	PROPOSAL COLLABORATIONS
<i>Cochran, Lindsey</i>			1			
<i>Cole, Sandra</i>	\$14,962	1		\$114,962	3	
<i>Colvin, Michael</i>					3	
<i>Colston, Marisa</i>			1			1
<i>Craddock, Hill</i>	\$5,230	1		\$5,230	1	
<i>Crittenden, Courtney</i>			1			1
<i>Cunningham, Christopher</i>			2			1
<i>Damshala, Prakash</i>					1	
<i>Danquah, Michael</i>				\$816,618	8	2
<i>Deardorff, Michelle</i>				\$6,000	1	
<i>Dierenfeldt, Rick</i>	\$50,000	1		\$50,000	2	
<i>Dittmar, Angela</i>			2			4
<i>Dooley, Robert</i>			2			3
<i>Duggan, Jeanette</i>						1
<i>Dumas, Joseph</i>						2
<i>Duncan, Kendra</i>			1			
<i>Eaves, Elizabeth</i>			1			1
<i>Eigenberg, Helen</i>			2			1
<i>Ellington, Lucien</i>	\$101,593	2		\$101,593	2	
<i>Elliott, Louie</i>			2	\$14,950	1	2
<i>Elliott, Trevor</i>	\$45,000	1		\$580,949	3	2
<i>Ellis, Jennifer</i>			1	\$178,825	1	6
<i>Eltom, Ahmed</i>						1
<i>Fell, Nancy</i>				\$399,777	1	1
<i>Fleming, Rachel</i>						3
<i>Foerder, Preston</i>				\$194,123	2	
<i>Fomunung, Ignatius</i>			1	\$439,544	3	7
<i>Ford, Joseph</i>	\$1,250	1		\$2,000	2	
<i>Freeman, Shamira</i>			1			1
<i>Freeman, Yancy</i>					1	

INVESTIGATOR	TOTAL AWARD AMOUNT	TOTAL AWARD COUNT	AWARD COLLABORATIONS	TOTAL PROPOSAL AMOUNT	TOTAL PROPOSAL COUNT	PROPOSAL COLLABORATIONS
<i>Freeze, John</i>	\$144,963	3		\$458,772	2	
<i>Gao, Culian</i>						5
<i>Garland, Tammy</i>			1			1
<i>Gholston, Shirl</i>	\$313,396	1				
<i>Giles, David</i>			4	\$217,630	1	6
<i>Graef, John</i>						1
<i>Grant, Jeffrey</i>			2			
<i>Guess, Pamela</i>	\$172,800	1		\$151,200	2	
<i>Gunasekera, Sumith</i>				\$99,774	1	1
<i>Guo, Haobo</i>						1
<i>Guo, Zibin</i>	\$100,000	1		\$187,452	2	2
<i>Hanks, June</i>	\$2,506	1		\$2,506	2	
<i>Harris, Bradley</i>			2	\$662,534	2	2
<i>Harris, Lee</i>			3			2
<i>Harrison, Lisa</i>			1			1
<i>Hathaway, Elizabeth</i>						2
<i>Hayes, Loren</i>				\$263,357	1	
<i>Heath, Gregory</i>			1		1	2
<i>Hereth, Ethan</i>			2			3
<i>Hill, Linda</i>	\$55,989	1			1	
<i>Hinkle, Linda</i>				\$2,499	1	
<i>Holcombe, Jenny</i>			3			2
<i>Holmes, Squoia</i>						1
<i>Hood, Ralph</i>	\$86,380	1			1	
<i>Hossain, Azad</i>			2		2	2
<i>Howard-Baptiste, Shewanee</i>				\$5,400	1	2
<i>Huckabay, Hunter</i>	\$752,523	1		\$5,160,241	1	
<i>Hungenberg, Eric</i>	\$25,709	1		\$25,709	1	
<i>Ibrahim, Hamdy</i>				\$20,963	1	

INVESTIGATOR	TOTAL AWARD AMOUNT	TOTAL AWARD COUNT	AWARD COLLABORATIONS	TOTAL PROPOSAL AMOUNT	TOTAL PROPOSAL COUNT	PROPOSAL COLLABORATIONS
<i>Jackson, Joanie</i>			3			
<i>Jain, Hemant</i>	\$16,305	1		\$16,305	1	1
<i>Johnson, Rowan</i>						1
<i>Kandah, Farah</i>	\$499,663	1	2	\$699,599	2	8
<i>Kemplin, Katharine</i>				\$152,014	2	
<i>Kendall, Catherine</i>	\$3,500	1		\$3,500	2	
<i>Kim, Jisook</i>			1			2
<i>Kim, Seong Dae</i>				\$375,291	2	2
<i>Kizza, Joseph</i>				\$495,577	1	2
<i>Klug, Hope</i>			2			5
<i>Kong, Lingju</i>				\$257,720	1	2
<i>Kovach, Margaret</i>						1
<i>Lane, Bryan</i>	\$114,155	1		\$114,155	1	
<i>Leasi, Francesca</i>			1			2
<i>Ledoan, Andrew</i>	\$282,659	1		\$508,429	2	
<i>Levine, David</i>	\$30,000	1	4	\$30,000	1	6
<i>Liang, Yu</i>			2	\$2,400,615	4	6
<i>Lobo, Bento</i>						1
<i>Loveless, Thomas</i>	\$158,708	3		\$1,156,386	8	4
<i>Mann, Reinhold</i>				\$217,401	2	6
<i>Margraves, Charles</i>	\$44,201	2		\$44,199	3	3
<i>Marlow Ormsby, Sherry</i>			1			2
<i>Mauldin, Marcus</i>				\$82,515	1	
<i>Mayes, Keith</i>			1			1
<i>McAllister, Deborah</i>	\$33,861	1		\$31,829	2	
<i>McCulloch, Claire</i>				\$392,503	1	
<i>McDonald, Gary</i>			1			
<i>McGuffee, Karen</i>			1			2
<i>McLean, Aldo</i>			2		1	2
<i>Melnik, Jeffrey</i>			5			2

INVESTIGATOR	TOTAL AWARD AMOUNT	TOTAL AWARD COUNT	AWARD COLLABORATIONS	TOTAL PROPOSAL AMOUNT	TOTAL PROPOSAL COUNT	PROPOSAL COLLABORATIONS
<i>Melnik, Laurie</i>	\$129,975	5		\$2,191,512	6	
<i>Mix, Charles</i>	\$36,936	4		\$33,708	9	4
<i>Moody, Dana</i>			1			2
<i>Mummert, Michele</i>			3			
<i>Murley, Renee</i>	\$315,571	3		\$60,571	1	
<i>Nasab, Ahad</i>				\$999,342	1	
<i>Newman, James</i>			5	\$737,077	1	
<i>Nichols, Roger</i>			1			2
<i>Noe, Marcia</i>	\$6,000	2		\$6,000	1	
<i>Ofoli, Abdul</i>				\$1,247,670	1	
<i>Oglesby, Carol</i>	\$12,000	1	1		1	1
<i>Oliver, Michelle</i>			1			1
<i>Onyango, Mbakisya</i>	\$214,806	2	4	\$923,618	7	7
<i>Owino, Joseph</i>			2	\$195,524	1	8
<i>Pack, Daniel</i>	\$233,298	3		\$437,576	5	
<i>Palchoudhury, Soubantika</i>			1	\$566,623	4	4
<i>Panagiotou, Eleni</i>			1	\$304,567	2	2
<i>Park, Han Jung</i>				\$6,860	1	1
<i>Peters, Rosebelle</i>						1
<i>Peters, Sarah</i>			1			
<i>Peyer, Karissa</i>				\$78,094	1	1
<i>Piazza, Lisa</i>				\$6,802	1	
<i>Pienkos, Jared</i>				\$5,000	3	
<i>Policastro, Christina</i>	\$39,440	1	1	\$40,292	2	1
<i>Qin, Hong</i>	\$1,038,132	3		\$444,696	3	2
<i>Rasouli Disfani, Vahid</i>			1			3
<i>Reising, Donald</i>			3	\$1,804,277	2	3
<i>Rigler, Michelle</i>	\$5,330	1		\$6,830	1	
<i>Roache, Amber</i>	\$836,875	2		\$2,729,974	1	
<i>Rigler, Michelle</i>						1

INVESTIGATOR	TOTAL AWARD AMOUNT	TOTAL AWARD COUNT	AWARD COLLABORATIONS	TOTAL PROPOSAL AMOUNT	TOTAL PROPOSAL COUNT	PROPOSAL COLLABORATIONS
<i>Rogers, Katherine</i>			1			1
<i>Romagni, Joanne</i>	\$1,181,060	5		\$781,060	2	
<i>Rowland, Stephanie</i>			1			
<i>Sandefur, Sarah</i>			1			1
<i>Santin, Libby</i>						1
<i>Sartipi, Mina</i>	\$124,996	3	1	\$7,412,528	13	8
<i>Schmidt, Charlene</i>						2
<i>Schwab, David</i>			1			2
<i>Shaw, Joey</i>	\$39,004	2	2	\$8,500	1	2
<i>Silver, Christopher</i>			1			1
<i>Simms-Roberson, Priscilla</i>	\$4,000	1		\$5,000	1	2
<i>Sisworahardjo, Nurhidajat</i>			1			1
<i>Skjellum, Anthony</i>	\$1,072,592	7	1	\$4,055,708	16	4
<i>Smith, Catherine</i>			1			
<i>Smith, Christine</i>	\$120,000	1	1	\$312,816	2	1
<i>Sokolov, Alexandr</i>				\$231,142	2	4
<i>Spratt, Henry</i>	\$20,079	2	1	\$20,080	4	3
<i>Sreenivas, Kidambi</i>	\$28,795	1	6	\$28,795	3	5
<i>Stark, Gerald</i>						1
<i>Stoutenberg, Marcus</i>	\$9,915	1		\$9,915	1	
<i>Suzuki, Takeo</i>	\$176,803	1		\$523,748	4	
<i>Tanis, Craig</i>			6	\$218,267	1	6
<i>Taylor, Thaddeus</i>						1
<i>Trivette, Shawn</i>			1			2
<i>Vann, Karen</i>	\$256,455	1		\$40,000	1	
<i>Walsh, Darrell</i>						1
<i>Wang, Endong</i>	\$156,282	2	1	\$331,334	5	6
<i>Wang, Jin</i>			1	\$258,667	1	3
<i>Warren, Amye</i>						1
<i>Webster, Robert</i>	\$124,032	3	1	\$60,244	3	1

INVESTIGATOR	TOTAL AWARD AMOUNT	TOTAL AWARD COUNT	AWARD COLLABORATIONS	TOTAL PROPOSAL AMOUNT	TOTAL PROPOSAL COUNT	PROPOSAL COLLABORATIONS
<i>Weerasena, Lakmali</i>				\$580,586	2	
<i>Wick, Kristina</i>	\$9,100	1		\$12,316	1	
<i>Wilson, Thomas</i>						1
<i>Wingate, Kimberly</i>			1			
<i>Wintersieck, Amanda</i>	\$1,000	1	1	\$1,000	2	1
<i>Wu, Dalei</i>			2	\$613,634	3	11
<i>Wu, Weidong</i>			5	\$886,289	3	8
<i>Xie, Mengjun</i>			2	\$349,921	2	6
<i>Yang, Li</i>	\$115,474	2		\$637,360	8	4
<i>Yang, Sungwoo</i>				\$149,974	1	1
<i>Yang, Wang Yong</i>						1
<i>Zelin, Alexandra</i>			1			2
Grand Total	\$11,337,379	109	147	\$49,288,399	252	306

*FOR MONTHLY REPORTS LISTING PROJECTS AND AMOUNTS - PLEASE REFER TO OUR [SPONSORED PROGRAM ACTIVITY BLOG!](#)

OFFICE OF RESEARCH AND SPONSORED PROGRAMS



109 RACE HALL
(423) 425-4431
www.utc.edu/orsp

Meredith Perry
Executive Director
(423) 425-2232
meredith-perry@utc.edu

Angie Johnson
Assistant Director
(423) 425-5399
angie-johnson@utc.edu

Todd Doman
Grant Specialist
(423) 425-5868
todd-doman@utc.edu

Sam Stanley
Grant Specialist
(423) 425-4168
sam-stanley@utc.edu

Tracey Woodbury
Contract Specialist
(423) 425-5968
tracey-woodbury@utc.edu

Terri Bearbower
Research Office Manager
(423) 425-1743
terri-bearbower@utc.edu